

**CONNECTIONAL LAY COUNCIL
THE AFRICAN METHODIST EPISCOPAL ZION CHURCH**

**INTERNATIONAL PRESIDENT'S REPORT
TO THE**

**CONNECTIONAL COUNCIL
THE AFRICAN METHODIST EPISCOPAL ZION CHURCH**



July 10-12, 2019

**Rosen Centre Hotel
9840 International Drive
Orlando, Florida**

Dr. Mary J. Matthews, International Lay Council President
Bishop Michael A. Frencher, Sr., Chairman Board of Lay Activities
Bishop Seth Lartey, Host Bishop
Bishop Michael A. Frencher, Sr., President Board of Bishops

**Report of the Connectional Lay Council President
To The
Board of Bishops and Members of the Connectional Council
The African Methodist Episcopal Zion Church**

I greet you in the precious name of our Lord and Saviour, Jesus the Christ. To God be the glory for the great things he has done, is doing, and will do! It is with joy and appreciation that I have the wonderful opportunity and privilege to make this report on behalf of the Connectional Lay Council (CLC) Executive Board.

I am grateful to the elected officers, regional directors, committee chairpersons and staff, a great supportive team, for their labors of love, sacrifices and support of the work in ministry of the Connectional Lay Council. Regional directors have had regional meetings and continue to promote support for lay ministry in the churches through disseminating educational literature and conducting lay academies. The Executive Board transacts business via teleconferencing between annual meetings. The CLC Executive Committee meets monthly. The next annual CLC meeting is scheduled for July 12, 2019 at the Rosen Centre Hotel. It is my great pleasure to again report that annual Regional Director's activity reports have been received from all 12 Episcopal Districts.

The Audit Financial Statements. The Connectional Lay Council's financial status continues to be sound and prudently managed. The CAMS Ministries Firm, Certified Public Accountant, certifies in a 12-month audited financial statement dated February 13, 2019, that in their opinion, the enclosed financial statements present fairly, in all material respects, the financial position of the Connectional Lay Council as of December 31, 2018, and the statements of activities and cash flow for the twelve months then ended in accordance with accounting principles generally accepted in the United States of America. Additionally, an audited six-month financial statement is included in this report.

Membership. The total membership in all categories as of May 31, 2019, is 40,331. Additionally, there is an increase of 222 Life Members. The number of active lay councils increased by 35. The percentage of active lay councils is 73%. The overseas lay members are tracked through updates provided by the presiding bishops. The Membership Report is provided as a component of this report. Collecting and maintaining clean, actionable membership data is important to any organization. In June 2019, the CLC started the process of a major clean-up of the Membership database. The goal is to ensure all membership information is accurate by deleting duplicate names, deceased persons, relocation of churches, etc. We will be calling upon individuals within each Episcopal District to help with the membership updates.

6th Quadrennial Evangelistic Retreat. The Connectional Lay Council convened for the 6th Quadrennial Evangelistic Retreat on the front porch of the Blue Ridge Mountains in the township of Black Mountain, NC at the Dorothy Walls Conference and Retreat Center. Bishop George E. Battle, Jr., Presiding Prelate of the Piedmont Episcopal District and Senior Bishop of the AME Zion Church, Mrs. Iris Miller Battle, Missionary Supervisor, and the Piedmont Episcopal District graciously served as host for the meeting.

The retreat theme was “*Equipped and Empowered to Serve.*” Bishop Michael A. Frencher, Sr., Chairman of the Board of Lay activities always stands ready to support the Connectional Lay Council as he did on this occasion. We appreciate the love and guidance he shows as he provides stellar leadership and directions for the Connectional Lay Council. We are grateful to Bishop and Mrs. Gelenia Frencher for their presence and participation throughout the retreat.

Presenters for the event were: Reverend Rodney Moore, Pastor, Keslar AME Zion Church; Dr. Joyce Perry Edwards, CLC Education Chair; Reverend Dr. Otis T. McMillan, Director of Church Growth and Development for the AME Zion Church; Reverend Dr. Brian Thompson, Pastor of Simon Temple AME Zion Church; and Reverend Dr. Kenneth Q. James, Pastor of Walls Memorial AME Zion Church. Mrs. Addie Lisby, Editor of The Star of Zion, served as speaker for the Freedom Breakfast. Ms. Lynda Byrd, 3rd Vice Chair of the Board of Lay Activities, served as the speaker for the Empowerment Luncheon. Bishop Michael A. Frencher, Sr., delivered the message for the Holy Communion Worship Service.

A special thank you is extended to Bishop Staccato Powell, Presiding Prelate of the Western Episcopal District, Miss Susan Nicole Powell, Missionary Supervisor and the Western Episcopal District for their sponsorship of the Empowerment Luncheon. Also, we are grateful to the W.E.D. WH&OMS for sharing the Mental Health Awareness Initiative (MHAI) during the Evangelistic Retreat.

The charitable outreach project was a great success; 377 Blessing Bags were presented to Ms. Renee Weaver of the Swannanoa Valley Christian Ministry, a shelter for homeless women. Additionally, a check for \$120.00 was given to this ministry. A tremendous thank you to all of the Episcopal Districts for the outpouring of love shown in the way of the Blessing Bags and monetary gifts.

The Young Adults Café was all-inclusive for participants, with hands on activities during the very lively session. The topics included Breast Cancer Awareness and Domestic Violence. Mr. Jon Rankin, CLC musician, closed out the CLC Evangelistic Retreat with a musical.

Education. The Education Committee, chaired by Dr. Joyce Perry Edwards has been integrally involved during the past year with the ministry of the CLC. This Committee provided an extended presentation on the 2018-2019 subtheme: “The Freedom Church: Reviewing Our Practices.” Special topics addressed ministry to children and conducting meetings. Presently, the Education Committee is planning lay academies for the 2020 Lay Convocation.

During 2018, the Education Committee assisted with the development of the 2019 Lenten Dove: A Devotional, published by Reaching and Meeting Needs Worldwide Ministries, Inc., Rev. Dr. Roe Nall, Jr., President and CEO. All devotionals, except one were written by laity throughout Zion and laity in the worldwide faith community and were solicited and edited by Dr. Edwards. Very positive feedback has been received from users.

During 2018-2019, the Education Committee contributed four articles related to the year’s subtheme for the CLC’s online newsletter, The Connection.

Bishop George J. Leake, III Endowed Scholarship. Dr. Regina Dancy, Chief Financial Officer of Hood Theological Seminary, continues to keep the Connectional Lay Council updated on the financial activity of the endowed scholarship. The fair market value for the scholarship as of March 31, 2019 was \$80,076.41. This administration's goal is to continue funding this endowed scholarship until the principal reaches \$100,000 in 2021.

The current "Leake Scholar" is Sheila Wall-Hill, a second-year student in the Master of Divinity program at Hood Theological Seminary.

Dr. Sallie V. Moreland Endowed Scholarship. During the celebration of Clinton College's 125th Founders Day, held on Friday, March 15, 2019 at the Kenneth Monroe Transformation Center, Rock Hill, SC, Bishop George E. Battle, Jr., Senior Bishop served as the speaker for the event. The Connectional Lay Council presented \$5,257.76 to President Lester McCorn, to be added to the principal of the Dr. Sallie V. Moreland Endowed Scholarship. The CLC established this endowed Scholarship of \$25,000 during the 2018 Clinton College Founders Day.

Connectional Lay Sunday/CLC Scholarship Endowment. Lay Sunday this year yielded notable success in the collection of contributions from laity and clergy of Zion, which was used to establish an endowed scholarship for Livingstone College students. During the 2019 Livingstone College Founder's Day Convocation, the Connectional Lay Council announced the establishment of an endowed scholarship in support of students attending Livingstone College. A \$30,000 check was presented to President Jimmy R. Jenkins, Sr. to establish a scholarship fund to be known as the Connectional Lay Council Scholarship Endowment, such fund to be invested, managed and maintained through the Livingstone College Board of Trustees. Bishop Michael A. Frencher, Sr., Chairman of the Board of Lay Activities and Bishop George E. Battle Jr., Senior Bishop and Chairman of the Livingstone College Board of Trustees, signed the Endowment Agreement along with the CLC International President during the Founder's Day Convocation proceedings.

The purpose of the scholarship fund is to provide ongoing financial assistance to highly motivated full-time students attending Livingstone College, who demonstrate outstanding potential in their chosen field of career preparation. Scholarships accruing from this fund shall be open to all students, with preference given to students who are members of The African Methodist Episcopal Zion Church.

The Connectional Lay Council is committed to the continuous support of this endowment to assure that it will be available to provide meaningful financial support to meritorious students as they seek to reach their fullest potential as contributing citizens of this country and the world. It is hopeful that this endowed scholarship fund will assist those students who receive awards to benefit fully from their undergraduate experience, rather than having to struggle to finance their college career. The Connectional Lay Council believes that one of the most important investments that can be made in the lives of young people is to assist them in pursuing a higher education.

11th Quadrennial Lay Convocation. The date of the Lay Convocation is March 19-21, 2020. Simon Temple AME Zion Church, Fayetteville, NC will serve as the host site for the meeting. Ms. Leondras Davis, Convocation chairperson, the steering committee chairs and committee members

are working diligently to assure the Convocation is well planned with educational informative sessions relative to the 2020 General Conference. The primary purpose for the Convocation is to assist participants in preparing for the ensuing General Conference. Individuals elected to serve as delegates and alternates to the AME Zion Church General Conference are encouraged to attend this meeting to gain insightful knowledge of legislation and to meet the candidates. The focus of the meeting will be twofold: (1) becoming informed about General Conference legislation and (2) becoming familiar with candidates for the episcopacy and for general offices in our church. To address the second focus, participants have the opportunity to meet, hear and ask questions of candidates.

Necrology. *“And I heard a voice from heaven saying unto me, Write, Blessed are the dead which die in the Lord from henceforth: Yea, saith the Spirit, that they may rest from their labours; and their works do follow them.” Revelation 14:13.* We pause to remember those who have given so much in service to God through the AME Zion Church and are now resting in eternity. Zion has been made stronger as a result of seeds, sown by these faithful lay persons. We honor the memory of the Honorable Udo H. Ekpeowo, Regional Director Eastern West Africa Episcopal District; Ms. Marie H. Baxter, Regional Director North Eastern Episcopal District; Mr. Lester Belk, Conference President Pee Dee Annual Conference, South Atlantic Episcopal District; and others.

ACTIVITIES OF THE PRESIDENT: I give thanks and praises to God for His sustaining power and for building a hedge of protection around me as I travel the length and breadth of the AME Zion Church to give my best in service. ***“I must work the works of him that sent me, while it is day: the night cometh, when no man can work.” John 9:4***

- August 11-12, 2018. Guest speaker for the Lay Council Life Members Stoling and Worship Service held at First Good Samaritan A.M.E. Zion Church, Erie, Pennsylvania. Two members received stoles posthumously with a resolution from the Connectional Lay Council presented, which will be displayed in the Education Hall of the Church.
- October 21, 2018. Lay Sunday guest speaker the Little Rock A.M.E. Zion Church Charlotte, North Carolina.
- November 7-8, 2018. Provided leadership of the CLC's partnering with the International Minsters & Lay Association for Legislative Development & Summit held at the Kenneth Monroe Transformation Center, Rock Hill, South Carolina.
- November 9, 2018. Attended Clinton College's 13th presidential Inauguration Investiture Service for Dr. Lester A. McCorn held at the Kenneth Monroe Transformation Center, Rock Hill, South Carolina.
- November 12-14, 2018. Attended Connect Faith, an annual education conference and appointment-only trade show, which brings together the most active planners, suppliers, and experts in faith-based meetings; featured, conferences and events for three days of general sessions, roundtables, workshops, preset appointments, and quality networking. Held at the Greater Ontario Convention & Visitors Bureau, Ontario, California.
- December 8, 2018. Presented Lay Academy during the Rock Hill District Lay Council Meeting at New Mt Olivet A.M.E. Zion Church Rock Hill, South Carolina.
- January 24-25, 2019. Attended the Eastern NC Episcopal District Convocation held at Simon Temple A.M.E. Zion Church, Fayetteville, North Carolina.

- February 7, 2019. Participated in the Livingstone College Founder's Day Convocation held at Livingstone College, Salisbury, North Carolina.
- February 23, 2019. Presented Lay Academy during the Georgia Annual Conference Lay Council Meeting at the New Life AME Zion Church Atlanta, Georgia.
- March 2, 2019. Visited with Marie Baxter, North Eastern Regional Director, during her stay with The Grove at Valhalla Rehabilitation and Nursing Center and attended Sunday Worship Service at Foster Memorial AME Zion Church, Tarrytown, New York
- March 15, 2019. Attended Clinton College 125th Founders Day Celebration held at the Kenneth Monroe Transformation Center, Rock Hill, South Carolina.
- March 23, 2019. Attended Eastern North Carolina Regional Lay Council meeting held at York Memorial AME Zion Church, Greenville, North Carolina.
- March 30, 2019. Participated in the North Eastern Regional Lay Council meeting hosted by the Cross Street AME Zion Church, Middletown, Connecticut.
- March 31, 2019. Attended Wilmington District Lay Council Banquet, South Port, NC
- April 2-5, 2019. Attended the AME Zion Church Evangelism Conference held at Simon Temple AME Zion Church, Fayetteville, North Carolina.
- April 20, 2019. Attended Celebration of Life Homegoing Funeral Service for Ms. Marie H. Baxter held at Mt Hope AME Zion Church, White Plains, New York.
- April 25-28, 2019. Participated in the Virgin Islands Annual Conference, hosted by the Medford AME Zion Church, St. Croix, Virgin Islands.
- June 18, 2019. Guest speaker for the Michigan Annual Conference Lay Convocation, held at the Sheraton Novi Hotel and Conference Center in Novi, Michigan
- June 19-21, 2019. Workshop Presenter at the Eastern North Carolina Leadership Training Institute, Greenville, North Carolina
- June 30, 2019. Guest speaker for the Goldsboro District Annual Lay Council Worship Service, St. Stephen AME Zion Church, W. College Street Warsaw, North Carolina

In conclusion, I want to thank the CLC Executive Board members for helping to make this report possible. We are very appreciative of the exceptional leadership and guidance of Bishop Michael A. Frencher, Sr., Chairman of the Board of Lay Activities; and the support and encouragement of all Board of Lay Activities Chairs. Heartfelt thanks to the laity and clergy across Zion for their support and labors of love in lay ministry. Many thanks to all Episcopal leaders for your support of the Lay Council in the Episcopal Districts and the Connection. I pray God's rich blessings upon this vital organ (CLC) of the AME Zion Church; that it will be effective in its endeavors to bless God and Zion. *I press toward the mark for the prize of the high calling of God in Christ Jesus. Phil. 3:14*

Respectfully Submitted,



Mary J. Matthews
International President
Connectional Lay Council



CONNECTIONAL LAY COUNCIL
COME WITH US TO CHRIST
AFRICAN METHODIST EPISCOPAL ZION CHURCH

**THE CONNECTIONAL LAY COUNCIL OF THE
AFRICAN METHODIST EPISCOPAL ZION CHURCH
AUDITED FINANCIAL STATEMENTS
For The Twelve Months Then Ended December 31, 2018
(With Comparative Totals for 2017 and 2016)**



Church Accounting Management & Stewardship

John W. Spann Jr.
Certified Public Accountant

**THE CONNECTIONAL LAY COUNCIL OF THE
AFRICAN METHODIST EPISCOPAL ZION CHURCH
TABLE OF CONTENTS**

Twelve Months Then Ended December 31, 2018

	<u>Page(s)</u>
Report of Independent Auditors	2-3
Audited Financial Statements:	
Statement of Financial Position.....	4
Statement of Activities	5
Statement of Cash Flow	6
Notes to the Financial Statements	7-9



J. Welton Spann Jr.

Certified Public Accountant
PO Box 16880 Charlotte NC 28297
704.577.7341 Phone
866.838.4912 Fax

Report of Independent Auditors

**THE CONNECTIONAL LAY COUNCIL OF THE
AFRICAN METHODIST EPISCOPAL ZION CHURCH**
Charlotte, North Carolina

Report on the Financial Statements

We have audited the accompanying statements of The Connectional Lay Council of the African Methodist Episcopal Zion Church, which comprise statements of financial position as of December 31, 2018 and the related statement of activities and cash flows for the twelve months then ended, and the related notes to the financial statements.

Management's Responsibility for the Financial Statements

Management is responsible for the preparation and fair presentation of these financial statements in accordance with accounting principles generally accepted in the United States of America; this includes the design, implementation, and maintenance of internal control relevant to the preparation and fair presentation of financial statements that are free from material misstatement, whether due to fraud or error.

Auditor's Responsibility

Our responsibility is to express an opinion on these financial statements based on our audit. We conducted our audit in accordance with auditing standards generally accepted in the United States of America. Those standards require that we plan and perform the audit to obtain reasonable assurance about whether the financial statements are free from material misstatement.

An audit involves performing procedures to obtain audit evidence about the amounts and disclosures in the financial statements. The procedures selected depend on the auditor's judgment, including the assessment of the risks of material misstatement of the financial statements, whether due to fraud or error. In making those risk assessments, the auditor considers internal control relevant to the entity's preparation and fair presentation of the financial statements in order to design audit procedures that are appropriate in the circumstances, but not for the purpose of expressing an opinion on the effectiveness of the entity's internal control. Accordingly, we express no such opinion. An audit also includes evaluating the appropriateness of accounting policies used and the reasonableness of significant accounting estimates made by management, as well as evaluating the overall presentation of the financial statements.

We believe that the audit evidence we have obtained is sufficient and appropriate to provide a basis for our audit opinion.

Opinion

In our opinion, the financial statements referred to above present fairly, in all material respects, the financial position of Connectional Lay Council as of December 31, 2018, and the statements of activities and cash flows for the twelve months then ended in accordance with accounting principles generally accepted in the United States of America.

A handwritten signature in cursive script that reads "John W. Spann Jr. C.P.A.".

CAMS Ministries
John W. Spann Jr. C.P.A.
Charlotte, North Carolina
February 13, 2019

**THE CONNECTIONAL LAY COUNCIL OF THE
AFRICAN METHODIST EPISCOPAL ZION CHURCH**

Statement of Financial Position

As of December 31, 2018

With Comparative Totals December 31, 2017 and 2016

Assets		<u>2018</u>	<u>2017</u>	<u>2016</u>
Checking	(Note 3)	\$ 30,321	\$ 16,601	\$ 51,514
Savings and Temporary Restricted	(Note 3)	<u>159,534</u>	<u>155,546</u>	<u>142,171</u>
Total Cash on Hand		189,855	172,147	193,685
Special Projects Inventory		2,502	2,502	2,502
Total Assets		<u>192,357</u>	<u>174,649</u>	<u>196,187</u>
Liabilities and Assets				
Net Assets				
Unrestricted		188,649	173,391	189,880
Temporarily Restricted	(Note 4)	<u>3,708</u>	<u>1,258</u>	<u>6,307</u>
Total Net Assets		192,357	174,649	196,187
Total Liabilities and Net Assets		<u>192,357</u>	<u>174,649</u>	<u>196,187</u>

The accompanying notes are an integral part of the financial statements.

**THE CONNECTIONAL LAY COUNCIL OF THE
AFRICAN METHODIST EPISCOPAL ZION CHURCH**

Statement of Activities

For the twelve months ending December 31, 2018

With comparative totals for the twelve months ending December 31, 2017 and 2016

	2018			2017	2016
	Unrestricted	Temporarily Restricted	Total	Totals	Totals
Support and revenue:					
Allocation	\$ 25,000	\$ -	\$ 25,000	25,000	\$ 25,000
Membership Dues	114,407	-	114,407	115,905	114,289
Lay Sunday	28,816	-	28,816	47,769	25,614
Bishop George J. Leake Scholarship Fund (Note 4)	-	2,450	2,450	2,850	2,530
Special Projects	22,364	-	22,364	38,474	30,030
Board of Lay Activities	-	-	-	16,000	485
Administrative Board Subsidy	8,531	-	8,531	-	-
Evangelistic Retreat	30,406	-	30,406	-	-
Other	122	-	122	-	-
Refunds and Reimbursements	3,957	-	3,957	-	-
Convention	4,994	-	4,994	131,829	83,790
Interest and Investment Income	44	-	44	45	35
Total Support and Revenue	238,641	2,450	241,091	377,872	281,773
Expenses					
Program Services					
Special Projects	\$ 19,422	\$ -	\$ 19,422	35,780	\$ 15,898
Contributions	43,025	-	43,025	72,453	30,950
Travel and Lodging	32,997	-	32,997	30,181	27,119
We Care	500	-	500	475	600
Evangelistic Retreat	31,929	-	31,929	-	-
Convention	-	-	-	167,309	62,244
CLC Officer Registrations	1,020	-	1,020	2,532	2,635
Total Program Services	128,893	-	128,893	308,730	139,446
Supportive Services					
Stipends	24,050	-	24,050	25,285	18,518
Board Meetings	1,458	-	1,458	-	-
Office Expense	20,483	-	20,483	15,168	17,594
Office Support	11,824	-	11,824	12,475	6,900
Advertising	965	-	965	-	-
Administrative Expenses	4,943	-	4,943	3,139	3,073
Phone/Receptionist Services	2,600	-	2,600	2,600	2,600
Accounting	6,000	-	6,000	5,925	7,200
Refunds	-	-	-	-	995
Contingency	3,500	-	3,500	-	-
Database Membership	11,367	-	11,367	13,433	12,400
Website Management	6,891	-	6,891	12,246	18,619
Surety Bond	409	-	409	409	419
Total Supportive Services	94,490	-	94,490	90,680	88,318
Total Expenses	223,383	-	223,383	399,410	227,764
Change in net assets	15,258	2,450	17,708	(21,538)	54,009
Net assets, beginning of year	173,391	1,258	174,649	196,187	142,178
Net assets, end of year	\$ 188,649	\$ 3,708	\$ 192,357	\$ 174,649	\$ 196,187

The accompanying notes are an integral part of the Audited Statement pg. 5

**THE CONNECTIONAL LAY COUNCIL OF THE
AFRICAN METHODIST EPISCOPAL ZION CHURCH**
Statement of Cash Flows
For the twelve months ending December 31, 2018

OPERATING ACTIVITIES

Change in Net Assets	\$	17,711
Adjustments to reconcile change in net assets		
<i>Net Cash Provided By Operating Activities</i>		<i>17,711</i>

INVESTING ACTIVITIES

<i>Net Cash Provided By Investing Activities</i>		<i>-</i>
---	--	-----------------

FINANCING ACTIVITIES

<i>Net Cash Provided By Financing Activities</i>		<i>-</i>
---	--	-----------------

<i>CHANGE IN CASH</i>	\$	<i>17,711</i>
------------------------------	----	----------------------

<i>CASH, BEGINNING</i>	\$	<i>172,147</i>
-------------------------------	----	-----------------------

<i>CASH, ENDING</i>	\$	<i>189,855</i>
----------------------------	----	-----------------------

The accompanying notes are an integral part of the financial statements.

**THE CONNECTIONAL LAY COUNCIL OF THE
AFRICAN METHODIST EPISCOPAL ZION CHURCH**

Notes to the Financial Statements

For the twelve months ending December 31, 2018

Note 1- Organization and Purpose

The Connectional Lay Council (CLC) was created to organize the laity of The A.M.E. Zion Church in each Annual and District Conference and local church in the Connection to the end that the objectives of: Deepening the spiritual life of the Laity, Disseminate information, Cultivating the denomination loyalty, expanding the denomination through education and evangelism and promoting any other interest of the Kingdom of God.

Note 2 – Summary of significant accounting policies

Basis of accounting – The financial statements of the CLC have been prepared on the accrual basis of accounting whereby revenues are recognized when earned and expenditures are recognized when incurred. This basis of accounting conforms to accounting principles generally accepted in the United States of America.

Basis of presentation – The CLC's financial statement presentation follows the recommendations of Financial Accounting Standards Board in Accounting Standards Codification (FASB ASC) Topic 958-205, *Not-For-Profit Entities - Presentation of Financial Statements*. Under ASC 958-205, the CLC is required to report information regarding its financial position and activities according to three classes of net assets: unrestricted net assets, temporarily restricted net assets and permanently restricted net assets. Net assets are defined as follows:

Unrestricted net assets – Unrestricted net assets include resources, which are available for the support of the CLC's operating activities.

Temporarily restricted net assets – Temporarily restricted net assets include resources that have been donated to the CLC subject to restrictions as defined by the donor. These restrictions are met by the action of the CLC and/or passage of time. When the restriction expires as a result of the lapse of time requirement or achievement of the specified purpose stipulated, temporarily restricted net assets are reclassified to unrestricted net assets and reported in the statement of activities as net assets released from restrictions.

Permanently restricted net assets – Permanently restricted net assets consist of endowment and similar type funds in which the donors or other outside sources have stipulated, as a condition of the gift instrument, that the principal is to be maintained in perpetuity, and invested for the purpose of producing present and future income, which may be expended. The CLC currently has no permanently restricted net assets.

**THE CONNECTIONAL LAY COUNCIL OF THE
AFRICAN METHODIST EPISCOPAL ZION CHURCH**

Notes to the Financial Statements

For the twelve months ending December 31, 2018

Note 2 – Summary of significant accounting policies (continued)

Use of estimates – The preparation of financial statements in conformity with accounting principles generally accepted in the United States of America requires management to make estimates and assumptions that affect the reported amounts of assets and liabilities, the disclosure of contingent assets and liabilities at the date of the financial statements and the reported amounts of revenues and expenses during the reporting period. Actual results could differ from those estimates.

Cash and cash equivalents – For purposes of the statement of financial position and the statement of cash flows, cash and cash equivalents includes balances on deposit in financial institutions, cash on hand and interest bearing money market accounts with an original maturity date of three months or less.

Functional allocation of expenses – The costs of providing the CLC’s various programs and supporting services have been summarized on a functional basis in the Statement of Activities. Certain costs have been allocated among the programs and supporting services benefited.

Program services – Comprises activities that contribute to the CLC mission to disseminate information, to cultivate denominational loyalty, to expand the denomination through education and evangelism, and to promote any other interest of the Kingdom of God.

Supporting services – Includes activities such as management and general services required to ensure an adequate working environment, provide administrative support and manage the CLC’s financial and budgetary functions.

Income tax status – The CLC is a not-for-profit organization that is exempt from income taxes under Section 501(c) (3) of the U.S. Internal Revenue Code and from state income taxes under similar provisions of North Carolina tax laws. Consequently, no provision for income taxes has been made in the accompanying statements.

**THE CONNECTIONAL LAY COUNCIL OF THE
AFRICAN METHODIST EPISCOPAL ZION CHURCH**

Notes to the Financial Statements

For the twelve months ending December 31, 2018

Note 3 – Cash and cash equivalents

Cash and cash equivalents are comprised of the following at December 31, 2018, 2017 and 2016:

	2018	2017	2016
Operating Cash on Hand			
Unrestricted			
Bank of America Operating Account	\$ 9,050	\$ 6,354	\$ 7,300
Bank of America Convention Account	21,271	10,247	44,214
Total Unrestricted	30,321	16,601	51,514
Total Operating Cash on Hand	\$ 30,321	\$ 16,601	\$ 51,514
Savings and Scholarship Funds			
Unrestricted			
Bank of America Savings Account	155,826	154,288	135,864
Temporarily Restricted			
Bank of America Bishop George J. Leake III Scholarship Fund	3,708	1,258	6,307
Total Savings and Scholarship Funds	\$ 159,534	\$ 155,546	\$ 142,171
Total Operating, Savings and Scholarship Funds	\$ 189,855	\$ 172,147	\$ 193,685

Note 4- Temporarily restricted net assets- The CLC administers the Bishop George J. Leake III Scholarship Fund. The fund promotes and executes ways and means for providing continuous financial support for A.M.E. Zion Students who are attending Hood Theological Seminary and committed to entering into the ordained ministry.

Temporarily restricted net assets consist of the following as of December 31, 2018, 2017 and 2016:

	2018	2017	2016
Net assets, Beginning of year	\$ 1,258	\$ 6,307	\$ 3,851
Cash contributions to Scholarship Fund	2,450	2,850	2,530
Interest Earned	0.46	1.00	0.95
Administrative Fees	-	-	(75)
Endowment Transfer to Hood Theological Seminary		(7,900)	-
Net assets, end of year	\$ 3,708	\$ 1,258	\$ 6,307

Note 5- Subsequent Events

As required by FASB ASC No. 855, Subsequent Events, subsequent events have been evaluated by management through February 13, 2019, which is the date the financial statements were available to be released.

Audited Statement pg. 9



CONNECTIONAL LAY COUNCIL
COME WITH US TO CHRIST
A.M.E. ZION CHURCH

**THE CONNECTIONAL LAY COUNCIL OF THE
AFRICAN METHODIST EPISCOPAL ZION CHURCH
AUDITED FINANCIAL STATEMENTS
For the Six Months Then Ended June 30, 2019**



Church Accounting Management & Stewardship

John W. Spann Jr.
Certified Public Accountant

.

**THE CONNECTIONAL LAY COUNCIL OF THE
AFRICAN METHODIST EPISCOPAL ZION CHURCH
TABLE OF CONTENTS
Six Months Then Ended June 30, 2019**

	<u>Page(s)</u>
Report of Independent Auditors	2-3
Audited Financial Statements:	
Statement of Financial Position.....	4
Statement of Activities	5
Statement of Cash Flow	6
Notes to the Financial Statements	7-9



J. Welton Spann Jr.

Certified Public Accountant
PO Box 16880 Charlotte NC 28297
704.577.7341 Phone
866.838.4912 Fax

Report of Independent Auditors

**THE CONNECTIONAL LAY COUNCIL OF THE
AFRICAN METHODIST EPISCOPAL ZION CHURCH**
Charlotte, North Carolina

Report on the Financial Statements

We have audited the accompanying statements of The Connectional Lay Council of the African Methodist Episcopal Zion Church, which comprise statements of financial position as of June 30, 2019 and the related statement of activities and cash flows for the Six months then ended, and the related notes to the financial statements.

Management's Responsibility for the Financial Statements

Management is responsible for the preparation and fair presentation of these financial statements in accordance with accounting principles generally accepted in the United States of America; this includes the design, implementation, and maintenance of internal control relevant to the preparation and fair presentation of financial statements that are free from material misstatement, whether due to fraud or error.

Auditor's Responsibility


Our responsibility is to express an opinion on these financial statements based on our audit. We conducted our audit in accordance with auditing standards generally accepted in the United States of America. Those standards require that we plan and perform the audit to obtain reasonable assurance about whether the financial statements are free from material misstatement.

An audit involves performing procedures to obtain audit evidence about the amounts and disclosures in the financial statements. The procedures selected depend on the auditor's judgment, including the assessment of the risks of material misstatement of the financial statements, whether due to fraud or error. In making those risk assessments, the auditor considers internal control relevant to the entity's preparation and fair presentation of the financial statements in order to design audit procedures that are appropriate in the circumstances, but not for the purpose of expressing an opinion on the effectiveness of the entity's internal control. Accordingly, we express no such opinion. An audit also includes evaluating the appropriateness of accounting policies used and the reasonableness of significant accounting estimates made by management, as well as evaluating the overall presentation of the financial statements.

We believe that the audit evidence we have obtained is sufficient and appropriate to provide a basis for our audit opinion.

Opinion

In our opinion, the financial statements referred to above present fairly, in all material respects, the financial position of Connectional Lay Council as of June 30, 2019, and the statements of activities and cash flows for the Six months then ended in accordance with accounting principles generally accepted in the United States of America.

A handwritten signature in black ink that reads "John W. Spann Jr. C.P.A." The signature is written in a cursive, flowing style.

CAMS Ministries
John W. Spann Jr. C.P.A.
Charlotte, North Carolina
July 6, 2019

**THE CONNECTIONAL LAY COUNCIL OF THE
AFRICAN METHODIST EPISCOPAL ZION CHURCH**
Statement of Financial Position
As of June 30, 2019

Assets	Jan-June 2019
Checking	33,326
Saving and Temporary Restricted	<u>154,649</u>
Total Cash on Hand	187,975
Special Projects Inventory	2,502
Total Assets	<u><u>190,477</u></u>
Liabilities and Net Assets	
Net Assets	
Unrestricted	188,349
Temporarily Restricted (Note 3)	<u>2,128</u>
Total Net Assets	<u>190,477</u>
Total Liabilities and Net Assets	<u><u>190,477</u></u>

The accompanying notes are an integral part of the financial statements.

**THE CONNECTIONAL LAY COUNCIL OF THE
AFRICAN METHODIST EPISCOPAL ZION CHURCH**

Statement of Activities

For the Six months ending June 30, 2019

	Unrestricted	Temporarily Restricted	Jan-June Total
Support and revenue:			
Allocation	12,500	\$ -	12,500
Membership Dues	74,806	-	74,806
Lay Sunday	15,019	-	15,019
Bishop George J. Leake Scholarship (Note 3)	-	870	870
Special Projects	7,399	-	7,399
Other	115	-	115
Refunds and Reimbursements	2,000	-	2,000
Interest and Investment Income	21	0.10	21
Total Support and Revenue	111,860	\$ 870	112,730
Expenses			
Program Services			
Special Projects	1,847	\$ -	1,847
Contributions			
<i>Livingstone College</i>	30,000	-	30,000
<i>Hood Theological Seminary</i>	10,000	-	10,000
<i>Other Contributions</i>	8,133	-	8,133
Travel and Lodging			
<i>President</i>	4,370	-	4,370
<i>Connectional Meetings/Events</i>	2,290	-	2,290
<i>Regional Support</i>	1,595	-	1,595
<i>Executive Board Meetings</i>	4,001	-	4,001
We Care	66	-	66
Regional Director Administration	3,234	-	3,234
Registrations	1,700	-	1,700
Total Program Services	67,236	-	67,236
Supportive Services			
Stipends	11,550	-	11,550
Office Expense	12,211	-	12,211
Office Support	6,450	-	6,450
Advertising	690	-	690
Phone/Receptionist Services	1,300	-	1,300
Accounting	3,000	-	3,000
Refunds	264	-	264
Database Membership	8,167	-	8,167
Website Management	3,744	-	3,744
Total Supportive Services	47,376	-	47,376
Total Expenses	114,612	\$ -	114,612
Change in net assets	(2,752)	870	(1,882)
Prior Period Adjustment		-	-
Net assets, January 1,	191,101	1,258	192,359
Net assets, June 30	188,349	\$ 2,128	190,477

The accompanying notes are an integral part of the financial statements.

**THE CONNECTIONAL LAY COUNCIL OF THE
AFRICAN METHODIST EPISCOPAL ZION CHURCH**

Statement of Cash Flows

For the twelve months ending June 30, 2019

	Jan-June 2019
<u>OPERATING ACTIVITIES</u>	
Change in Net Assets	\$ (1,882)
Adjustments to reconcile change in net assets	
Pre year Adjustment	-
<u>Net Cash Provided By Operating Activities</u>	<u>(1,882)</u>
<u>INVESTING ACTIVITIES</u>	
<u>Net Cash Provided By Investing Activities</u>	<u>-</u>
<u>FINANCING ACTIVITIES</u>	
<u>Net Cash Provided By Financing Activities</u>	<u>-</u>
 CHANGE IN CASH	 \$ (1,882)
 CASH, BEGINNING	 \$ 189,857
 CASH, ENDING	 \$ 187,975

The accompanying notes are an integral part of the financial statements.

**THE CONNECTIONAL LAY COUNCIL OF THE
AFRICAN METHODIST EPISCOPAL ZION CHURCH**

Notes to the Financial Statements

For the six months ending June 30, 2019

Note 1- Organization and Purpose

The Connectional Lay Council (CLC) was created to organize the laity of The A.M.E. Zion Church in each Annual and District Conference and local church in the Connection to the end that the objectives of: Deepening the spiritual life of the Laity, Disseminate information, Cultivating the denomination loyalty, expanding the denomination through education and evangelism and promoting any other interest of the Kingdom of God.

Note 2 – Summary of significant accounting policies

Basis of accounting – The financial statements of the CLC have been prepared on the accrual basis of accounting whereby revenues are recognized when earned and expenditures are recognized when incurred. This basis of accounting conforms to accounting principles generally accepted in the United States of America.

Basis of presentation – The CLC's financial statement presentation follows the recommendations of Financial Accounting Standards Board in Accounting Standards Codification (FASB ASC) Topic 958-205, *Not-For-Profit Entities - Presentation of Financial Statements*. Under ASC 958-205, the CLC is required to report information regarding its financial position and activities according to three classes of net assets: unrestricted net assets, temporarily restricted net assets and permanently restricted net assets. Net assets are defined as follows:

Unrestricted net assets – Unrestricted net assets include resources, which are available for the support of the CLC's operating activities.

Temporarily restricted net assets – Temporarily restricted net assets include resources that have been donated to the CLC subject to restrictions as defined by the donor. These restrictions are met by the action of the CLC and/or passage of time. When the restriction expires as a result of the lapse of time requirement or achievement of the specified purpose stipulated, temporarily restricted net assets are reclassified to unrestricted net assets and reported in the statement of activities as net assets released from restrictions.

Permanently restricted net assets – Permanently restricted net assets consist of endowment and similar type funds in which the donors or other outside sources have stipulated, as a condition of the gift instrument, that the principal is to be maintained in perpetuity, and invested for the purpose of producing present and future income, which may be expended. The CLC currently has no permanently restricted net assets.

**THE CONNECTIONAL LAY COUNCIL OF THE
AFRICAN METHODIST EPISCOPAL ZION CHURCH**

Notes to the Financial Statements

For the six months ending June 30, 2019

Note 2 – Summary of significant accounting policies (continued)

Use of estimates – The preparation of financial statements in conformity with accounting principles generally accepted in the United States of America requires management to make estimates and assumptions that affect the reported amounts of assets and liabilities, the disclosure of contingent assets and liabilities at the date of the financial statements and the reported amounts of revenues and expenses during the reporting period. Actual results could differ from those estimates.

Cash and cash equivalents – For purposes of the statement of financial position and the statement of cash flows, cash and cash equivalents includes balances on deposit in financial institutions, cash on hand and interest bearing money market accounts with an original maturity date of three months or less.

Functional allocation of expenses – The costs of providing the CLC’s various programs and supporting services have been summarized on a functional basis in the Statement of Activities. Certain costs have been allocated among the programs and supporting services benefited.

Program services – Comprises activities that contribute to the CLC mission to disseminate information, to cultivate denominational loyalty, to expand the denomination through education and evangelism, and to promote any other interest of the Kingdom of God.

Supporting services – Includes activities such as management and general services required to ensure an adequate working environment, provide administrative support and manage the CLC’s financial and budgetary functions.

Income tax status – The CLC is a not-for-profit organization that is exempt from income taxes under Section 501(c) (3) of the U.S. Internal Revenue Code and from state income taxes under similar provisions of North Carolina tax laws. Consequently, no provision for income taxes has been made in the accompanying statements.

**THE CONNECTIONAL LAY COUNCIL OF THE
AFRICAN METHODIST EPISCOPAL ZION CHURCH**

Notes to the Financial Statements

For the six months ending June 30, 2019

Note 3 – Cash and cash equivalents

Cash and cash equivalents are comprised of the following at June 30, 2019:

	Jan- June 2019
Operating Cash on Hand	
Unrestricted	
Bank of America Operating Account	\$ 11,940
Bank of America Convention Account	21,386
Total Unrestricted	<u>33,326</u>
Total Operating Cash on Hand	<u>\$ 33,326</u>
 Savings and Scholarship Funds	
Unrestricted	
Bank of America Savings Account	153,071
 Temporarily Restricted	
Bank of America Bishop George J. Leake III Scholars	<u>1,578</u>
Total Savings and Scholarship Funds	<u>\$ 154,649</u>

Note 4- Temporarily restricted net assets- The CLC administers the Bishop George J. Leake III Scholarship Fund. The fund promotes and executes ways and means for providing continuous financial support for A.M.E. Zion Students who are attending Hood Theological Seminary and committed to entering into the ordained ministry.

Temporarily restricted net assets consist of the following as of June 30, 2019;

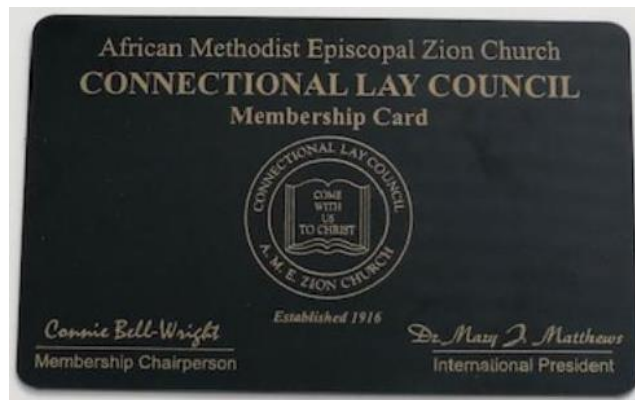
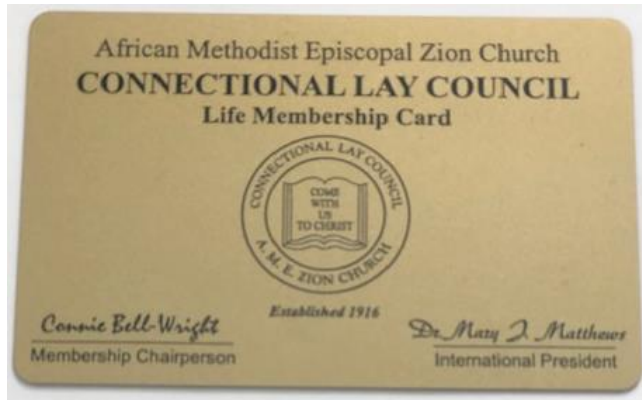
	2019
Net assets, end of year	<u>\$ 2,128</u>

Note 5- Subsequent Events

As required by FASB ASC No. 855, Subsequent Events, subsequent events have been evaluated by management through July 6, 2019, which is the date the financial statements were available to be released

CONNECTIONAL LAY COUNCIL

MEMBERSHIP REPORT



Connectional Lay Council
COME WITH US TO CHRIST
A.M.E. ZION CHURCH

CONNECTIONAL LAY COUNCIL
Consolidated Membership Report
May 30, 2019

	Membership Totals by Type			Total Memberships	Total Number of Churches (*)	Number of Churches		% of Churches	
	1 Year	4-Year	Life			w/active	Memberships	w/active	Memberships
Piedmont Episcopal District <i>Bishop George E. Battle, Jr.</i>	9,926	25	543	10,494	227		222		98%
Eastern North Carolina Episcopal District <i>Bishop Kenneth Monroe</i>	9,113	14	649	9,776	309		256		83%
Midwest Episcopal District <i>Bishop Darryl B. Starnes, Sr.</i>	1,650	14	245	1,909	111		57		51%
North Eastern Episcopal District <i>Bishop Dennis V. Proctor</i>	4,564	59	518	5,141	151		114		75%
South Atlantic Episcopal District <i>Bishop Mildred B. Hines</i>	3,895	44	457	4,396	159		117		74%
Mid-Atlantic Episcopal District <i>Bishop W. Darin Moore</i>	2,464	24	602	3,090	156		90		58%
Alabama-Florida Episcopal District <i>Bishop Seth O. Larley</i>	3,744	1	189	3,934	244		142		58%
Southwestern Delta Episcopal District <i>Bishop Michael A. Frencher, Sr.</i>	1,053	1	138	1,192	75		53		71%
Western Episcopal District <i>Bishop Staccato Powell</i>	292	2	105	399	37		17		46%
Sub Total	36,701	184	3,446	40,331	1469		1068		73%
Central Southern Africa Episcopal District <i>Bishop George D. Crenshaw</i>				19,103					
Western West Africa Episcopal District <i>Bishop Hilliard K. Dogbe</i>				12,609					
Eastern West Africa Episcopal District <i>Bishop Uluak Effiong</i>				9,893					
Angola Annual Conference				16,000					
Bahamas Islands Annual Conference				16					
Virgin Islands Annual Conference				50					
Grand Total				98,002					

PIEDMONT EPISCOPAL DISTRICT
Lay Council Membership Report
May 30, 2019

	Membership Totals by Type			Total	Total	Number of Churches		% of Churches
	1 Year	4-Year	Life	Memberships	Number of Churches	w/active	With Active	
						Memberships	Memberships	
PIEDMONT EPISCOPAL DISTRICT	9,926	25	543	10,494	227	222	98%	
Blue Ridge Conference	301	1	16	318	27	26	96%	
Asheville District	180	0	7	187	13	12	92%	
Hendersonville District	121	1	9	131	14	14	100%	
West Central North Carolina Conference	2,701	3	176	2,880	87	83	95%	
Greensboro District	619	1	91	711	24	20	83%	
Wadesboro/Monroe District	771	0	31	802	22	22	100%	
Concord District	541	2	15	558	20	20	100%	
Rockingham District	770	0	39	809	21	21	100%	
Western North Carolina Conference	6,924	21	351	7,296	113	113	100%	
Charlotte District	1,430	10	114	1,554	18	18	100%	
Lincolnton District	886	0	63	949	21	21	100%	
North Charlotte District	1,527	6	67	1,600	18	18	100%	
Salisbury District	872	5	82	959	17	17	100%	
Statesville District	957	0	6	963	18	18	100%	
Winston Salem District	1,252	0	19	1,271	21	21	100%	

EASTERN NORTH CAROLINA EPISCOPAL DISTRICT

Lay Council Membership Report

May 30, 2019

	Membership Totals by Type			Total	Total	Number of Churches		% of Churches			
	1 Year		4-Year	Life	Memberships	Number of Churches	w/active	With Active			
							Memberships	Memberships			
Eastern North Carolina Episcopal District				9,546	11	617	10,174	312	260	83%	
Albemarle Conference				585	2	33	620	41	32	78%	
Edenton District				253	2	17	272	22	20	91%	
Elizabeth City District				332	0	16	348	19	12	63%	
Cape Fear Conference				3,467	5	136	3,608	91	80	88%	
Clarkton District				992	0	33	1,025	24	20	83%	
Wilmington District				1,200	5	29	1,234	23	23	100%	
Wilson District				665	0	33	698	19	18	95%	
Goldsboro District				610	0	41	651	25	19	76%	
Central North Carolina Conference				3,631	3	358	3,992	119	105	88%	
Dunn/Lillington District				290	1	64	355	16	9	56%	
Durham District				861	0	145	1,006	24	23	96%	
Fayetteville District				1,027	2	95	1,124	19	18	95%	
Laurinburg District				666	0	31	697	19	18	95%	
Raleigh District				448	0	15	463	19	16	84%	
Sanford District				339	0	8	347	22	21	95%	
North Carolina Conference				1,863	1	90	1,954	61	43	70%	
Beaufort District				143	0	33	176	24	15	63%	
New Bern District				1,585	1	36	1,622	19	19	100%	
Washington District				135	0	21	156	18	9	50%	

MIDWEST EPISCOPAL DISTRICT
Lay Council Membership Report
May 30, 2019

	Membership Totals by Type					Total		Total		Number of Churches		% of Churches	
	1 Year		4-Year		Life	Memberships	Number of Churches	w/active	Memberships	With Active	Memberships		
Midwest Episcopal District	1,650		14		245	1,909		111		57		51%	
Indiana Conference	39		0		10	49		9		3		33%	
Indianapolis District	39		0		10	49		6		3		50%	
Evansville District	0		0		0	0		3		0		0%	
Michigan Conference	634		0		97	731		35		20		57%	
Chicago District	338		0		22	360		18		9		50%	
Detroit District	293		0		70	363		14		10		71%	
Western Michigan District	3		0		5	8		3		1		33%	
Kentucky Conference	462		14		53	529		20		13		65%	
Louisville District	228		5		18	251		8		6		75%	
Madisonville District	40		9		32	81		7		3		43%	
Bardstown District	194		0		3	197		5		4		80%	
Missouri Conference	14		0		58	72		13		4		31%	
Kansas City District	9		0		35	44		7		1		14%	
St. Louis District	5		0		23	28		6		3		50%	
Tennessee Conference	501		0		27	528		34		17		50%	
Chattanooga District	14		0		2	16		15		2		13%	
Knoxville District	298		0		12	310		9		9		100%	
Maryville District	189		0		13	202		10		6		60%	

NORTH EASTERN EPISCOPAL DISTRICT

Lay Council Membership Report

May 30, 2019

	Membership Totals by Type			Total	Total	Number of Churches		% of Churches
	4-Year		Life	Memberships	Number of Churches	w/active	With Active	
	1 Year					Memberships	Memberships	
North Eastern Episcopal District	4,564	59	518	5,141	151	114	75%	
New York Conference	2,245	20	185	2,450	60	46	77%	
Westchester District	1,378	10	96	1,484	25	18	72%	
New York City District	524	8	49	581	18	14	78%	
Long Island District	343	2	40	385	17	14	82%	
New England Conference	1,296	31	99	1,426	30	25	83%	
Boston District	314	3	28	345	15	10	67%	
Hartford District	982	28	71	1,081	15	15	100%	
Western New York Conference	437	1	55	493	19	15	79%	
Buffalo District	160	1	22	183	6	4	67%	
Rochester Syracuse District	249	0	13	262	6	6	100%	
Albany District	28	0	20	48	7	5	71%	
New Jersey Conference	586	7	179	772	42	28	67%	
Camden District	283	3	93	379	24	14	58%	
Jersey City District	303	4	86	393	18	14	78%	

SOUTH ATLANTIC EPISCOPAL DISTRICT

Lay Council Membership Report

May 30, 2019

	Membership Totals by Type			Total	Total	Number of Churches		Number of Churches		% of Churches	
	1 Year	4-Year	Life	Memberships	Memberships	Number of Churches		w/active		With Active	
								Memberships		Memberships	
South Atlantic Episcopal District	3,895	44	457	4,396		157		117		75%	
Palmetto Conference	428	28	93	549		44		23		52%	
Columbia-Camden District	287	24	64	375		20		14		70%	
Spartanburg District	141	4	29	174		24		9		38%	
Pee Dee Conference	1,398	1	177	1,576		44		29		66%	
Cheraw-Bennettsville District	1,398	0	93	1,491		19		19		100%	
Lancaster District	0	1	84	85		25		10		40%	
South Carolina Conference	1,709	1	113	1,823		45		45		100%	
York-Chester District	791	0	27	818		22		22		100%	
Rock Hill District	918	1	86	1,005		23		23		100%	
Georgia Conference	360	14	74	448		24		20		83%	
Atlanta District	98	14	57	169		8		6		75%	
Augusta District	29	0	6	35		5		4		80%	
Conyers/Winders District	233	0	11	244		11		10		91%	

MID-ATLANTIC EPISCOPAL DISTRICT

Lay Council Membership Report

May 30, 2019

	Membership Totals by Type			Total Memberships	Total Number of Churches	Number of Churches		% of Churches
	1 Year	4-Year	Life			w/active Memberships	With Active Memberships	
Mid-Atlantic Episcopal District	2,464	24	602	3,090	156	90	58%	
Virginia Conference	499	0	236	735	44	29	66%	
Newport News District	180	0	62	242	14	12	86%	
Norfolk District	10	0	79	89	16	6	38%	
Petersburg District	309	0	95	404	14	11	79%	
Philadelphia-Baltimore Conference	1295	24	271	1,590	60	37	62%	
Philadelphia District	124	0	17	141	7	7	100%	
Baltimore District	379	7	88	474	17	8	47%	
Washington District	613	17	130	760	15	12	80%	
Harrisburg District	21	0	10	31	13	2	15%	
Eastern Shore District	158	0	26	184	8	8	100%	
East Tenn. - Virginia Conference	58	0	31	89	21	10	48%	
Bristol District	26	0	6	32	7	2	29%	
Johnson City District	8	0	0	8	8	2	25%	
Bluefield District	24	0	25	49	6	6	100%	
Ohio Conference	536	0	57	593	17	12	71%	
Columbus-Cincinnati District	49	0	23	72	4	3	75%	
Akron District	330	0	17	347	9	7	78%	
Cleveland District	157	0	17	174	4	2	50%	
Allegheny Conference	76	0	7	83	14	2	14%	
Braddock District	5	0	1	6	7	1	14%	
Pittsburg District	71	0	6	77	7	1	14%	

ALABAMA-FLORIDA EPISCOPAL DISTRICT

Lay Council Membership Report

May 30, 2019

	Membership Totals by Type				Total Memberships	Total Number of Churches	Number of Churches		% of Churches With Active Memberships
	1 Year	4-Year	Life	w/active Memberships					
	3,744	1	189						
Alabama-Florida Episcopal District									
Alabama Conference									
Opelika District	213	0	24	237	47	8	17%		
Tuskegee District	33	0	12	45	15	3	20%		
Union Springs District	71	0	8	79	17	3	18%		
Cahaba Conference									
Greensboro-Demopolis District	195	0	3	198	25	10	40%		
Selma District	126	0	0	126	12	6	50%		
	69	0	3	72	13	4	31%		
Central Alabama Conference									
East Montgomery District	739	0	25	764	35	34	97%		
West Montgomery District	458	0	18	476	16	16	100%		
	281	0	7	288	19	18	95%		
South Alabama Conference									
Brewton District	221	0	22	243	36	15	42%		
Greenville District	83	0	9	92	12	3	25%		
	138	0	13	151	24	12	50%		
West Alabama Conference									
Jefferson District	1,288	0	79	1,367	41	40	98%		
Mobile District	370	0	32	402	17	17	100%		
Jackson District	287	0	16	303	11	11	100%		
	631	0	31	662	13	12	92%		
North Alabama Conference									
Birmingham District	798	1	8	807	35	22	63%		
Tuscaloosa/Bessemer District	259	1	7	267	18	7	39%		
	539	0	1	540	17	15	88%		
Florida Conference									
East Pensacola District	230	0	14	244	12	10	83%		
West Pensacola District	122	0	6	128	5	5	100%		
	108	0	8	116	7	5	71%		
South Florida Conference									
Miami District	60	0	14	74	13	3	23%		
Tampa District	0	0	1	1	3	0	0%		
Jacksonville District	0	0	1	1	5	0	0%		
Central District	0	0	10	10	3	2	67%		
	60	0	2	62	2	1	50%		

SOUTHWESTERN DELTA EPISCOPAL DISTRICT

Lay Council Membership Report

May 30, 2019

	Membership Totals by Type				Total		Number of Churches		% of Churches	
	1 Year		4-Year		Life		Memberships		Total	
Southwestern Delta Episcopal District										
	1,053	1	138		1,192	75	53		71%	
Arkansas Conference										
Pine Bluff/Wilnot District	99	0	19		118	9	9		100%	
Little Rock/Hot Springs District	53	0	9		62	5	5		100%	
	46	0	10		56	4	4		100%	
West Tenn. Mississippi Conference										
Memphis-Pope District	97	0	19		116	16	9		56%	
Batesville District	58	0	7		65	9	6		67%	
	39	0	12		51	7	3		43%	
South Mississippi Conference										
Canton-Panola District	495	0	65		560	24	14		58%	
Canton-Sharon District	279	0	24		303	12	8		67%	
	216	0	41		257	12	6		50%	
Louisiana Conference										
New Orleans District	276	0	8		284	14	12		86%	
Roseland District	126	0	5		131	7	6		86%	
	150	0	3		153	7	6		86%	
Texas Conference										
Houston District	70	1	26		97	8	6		75%	
Dallas Ft. Worth District	23	1	14		38	5	3		60%	
	47	0	12		59	3	3		100%	
Oklahoma Conference										
Oklahoma City District	16	0	1		17	4	3		75%	
	16	0	1		17	4	3		75%	

WESTERN EPISCOPAL DISTRICT
Lay Council Membership Report
May 30, 2019

	Membership Totals by Type				Total Memberships	Total Number of Churches	Number of Churches		% of Churches
	1 Year	4-Year	Life				w/active Memberships	With Active Memberships	
Western Episcopal District	292	2	105		399	37	17	46%	
Alaska Conference	38	0	21		59	2	2	100%	
Anchorage District	17	0	21		38	1	1	100%	
Fairbanks District	21	0	0		21	1	1	100%	
Oregon/Washington Conference	52	0	9		61	5	3	60%	
Cascade District	52	0	9		61	5	3	60%	
Southwest Rocky Mountain Conference	17	0	24		41	10	3	30%	
Los Angeles District	17	0	24		41	8	3	38%	
San Diego District	0	0	0		0	2	0	0%	
California Conference	185	2	48		235	17	9	53%	
Bay Cities District	114	1	38		153	9	6	67%	
Central Valley District	71	1	10		82	8	3	38%	
Arizona Conference	0	0	2		2	1	0	0%	
Phoenix District	0	0	2		2	1	0	0%	
Colorado Conference	0	0	1		1	2	0	0%	
Denver District	0	0	1		1	2	0	0%	